


2023-2024 IREAD Results

August 14, 2024

TODAY'S AGENDA



IREAD Results

IREAD at Grade Two Opt-In: Year 3

Impact of Literacy Investments

Ensuring Students Can Read

Additional, Ongoing Supports

IREAD Results

ITEMS TO NOTE BEFORE DIVING IN

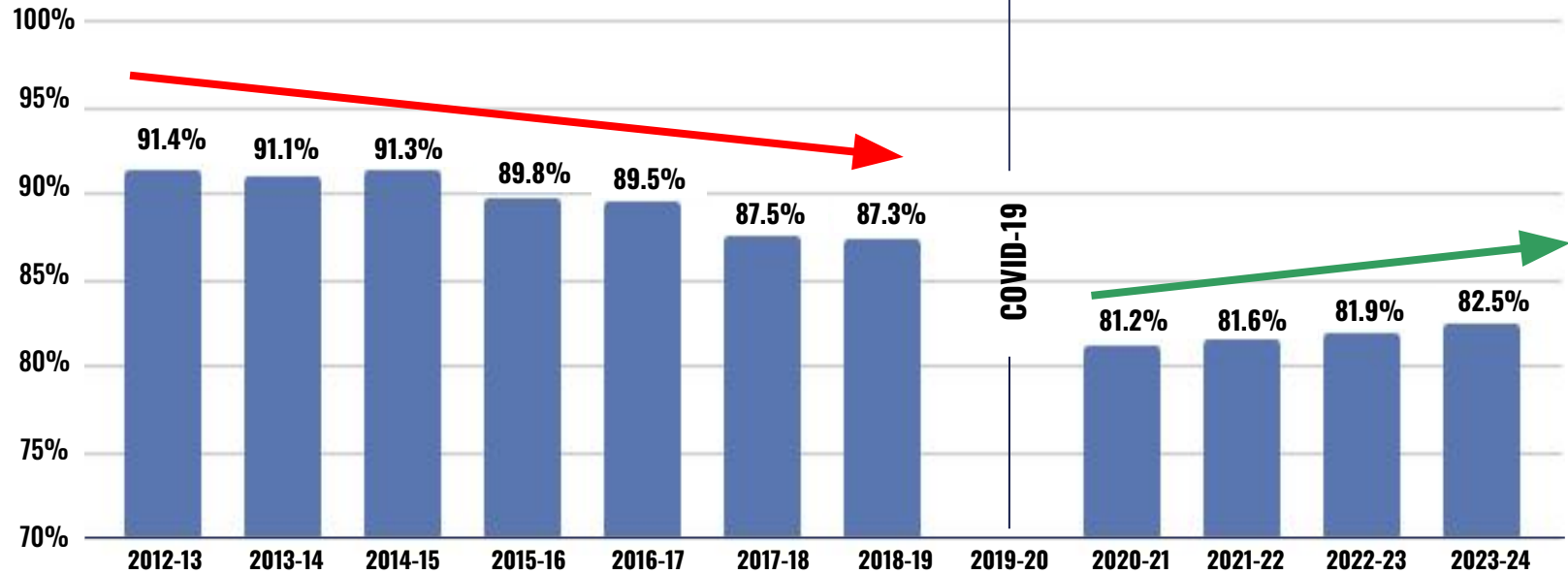


Each table includes raw data for the 2023-2024 IREAD assessment.

Results do not include data from the alternate assessment, I AM.

- Pass rates include grade three students who passed in either the **spring or the summer** retest of their *third* grade year or during their second grade year.
- All schools test **in person** and **electronically**, unless an accommodation is required.
- Adjustments to the assessment in 2024 included **phonics videos, untimed segments**, and the assessment of **streamlined Indiana Academic Standards (2023)**.

IREAD RESULTS: LONGITUDINAL PROFICIENCY RATE



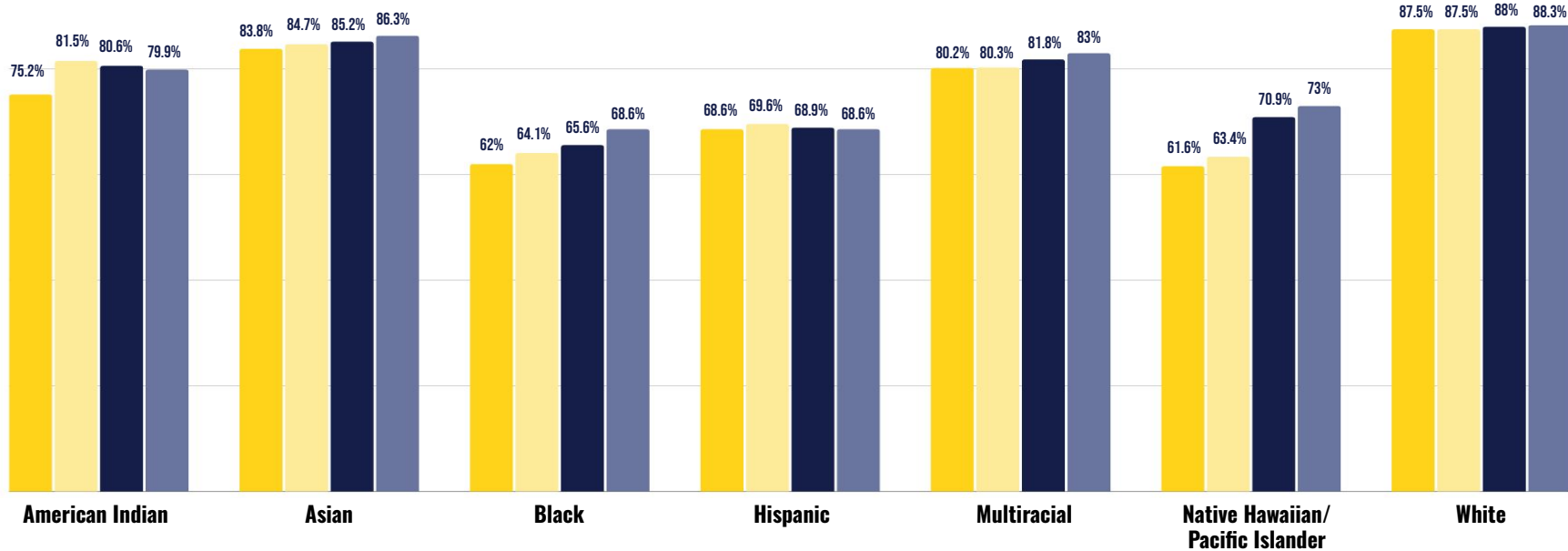
2024 IREAD RESULTS: SUMMARY

Statewide, proficiency rates for students **increased 0.6 percentage points**, the *largest single-year increase* since the assessment began in 2013.

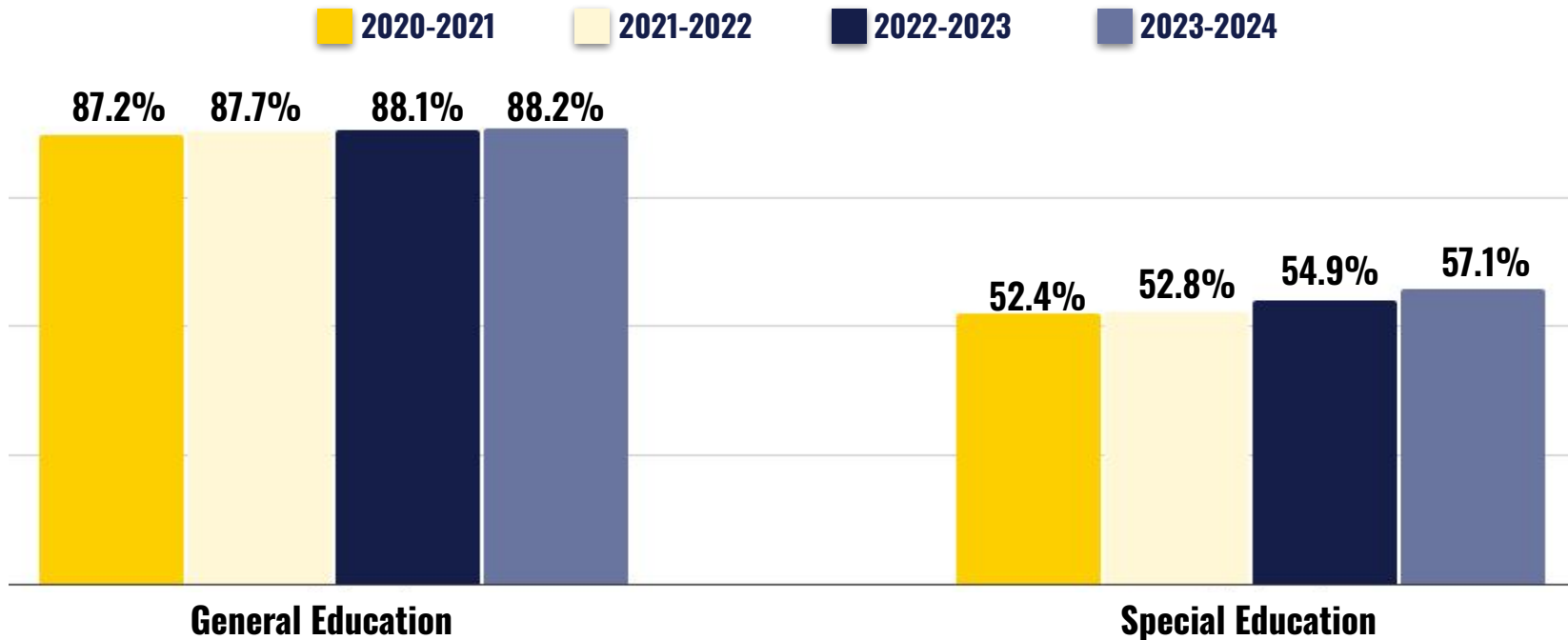
- **82.5%** of Indiana's grade three students passed IREAD, **demonstrating proficiency** in foundational reading skills.
 - This represents **67,532 students** out of 81,892 total, or an increase of 341 students over 2023.
- Of the students who did not pass, approximately 9,600 may be eligible for a Good Cause Exemption (GCE), based on current eligibility.
 - A GCE **exempts eligible students** from additional IREAD testing.
 - Any student who is not reading by the end of third grade (including students with a GCE) **should continue to receive reading instruction** aligned to science of reading.

2024 IREAD-3 RESULTS: ETHNICITY

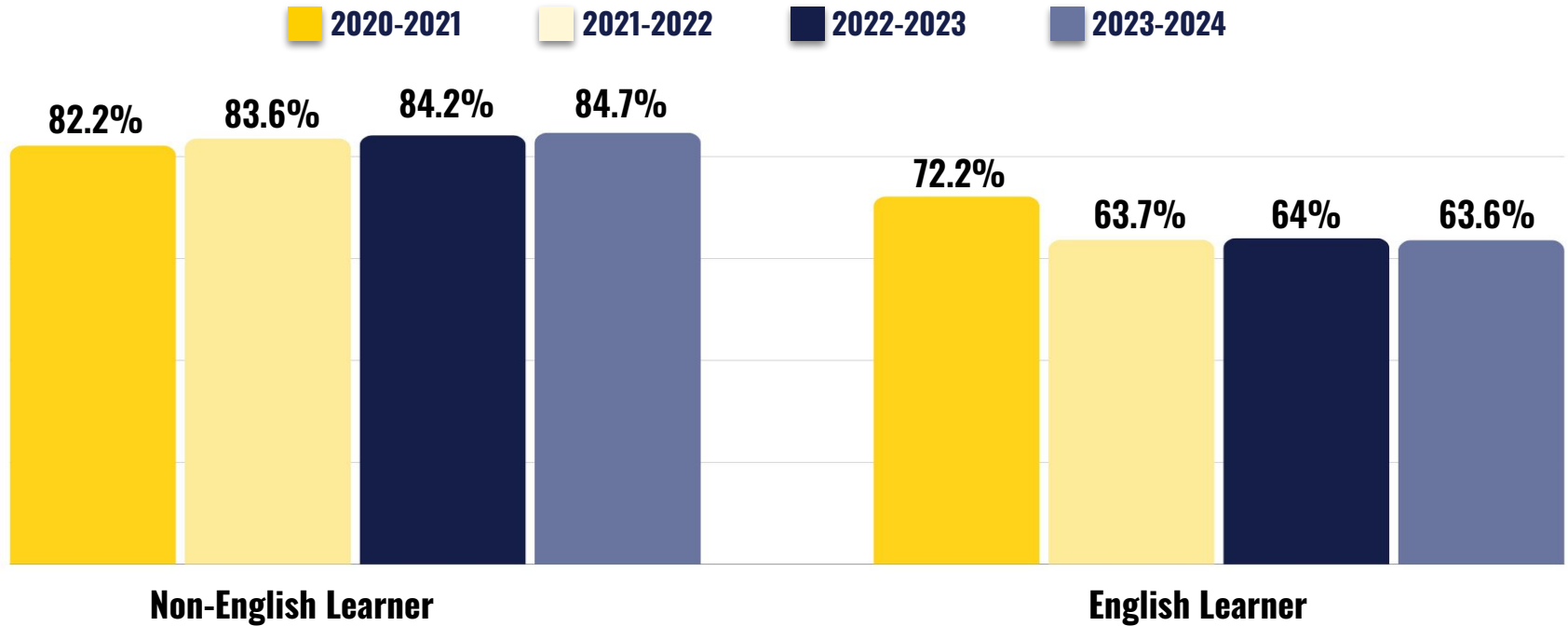
2020-2021 2021-2022 2022-2023 2023-2024



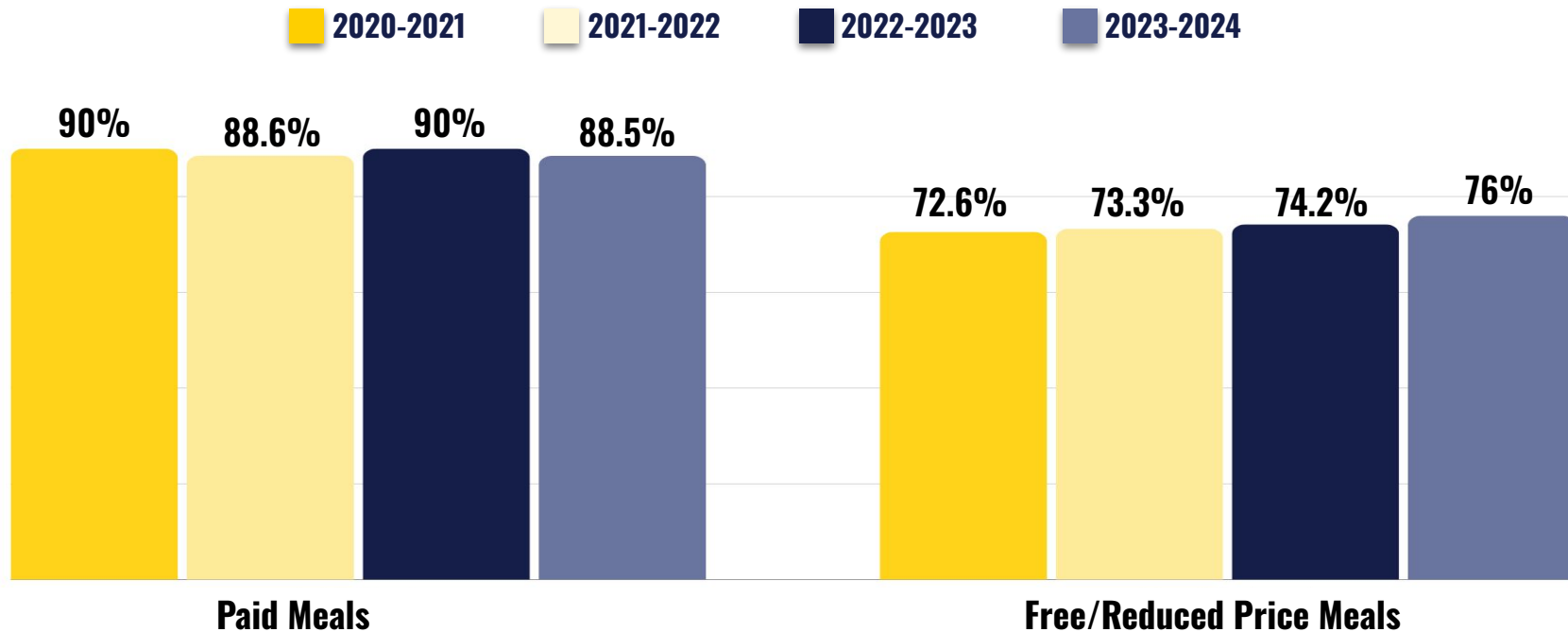
2024 IREAD RESULTS: SPECIAL ED STATUS



2024 IREAD RESULTS: ENGLISH LEARNER STATUS



2024 IREAD RESULTS: SOCIOECONOMIC STATUS



STATEWIDE IREAD RESULTS **KEY TAKEAWAYS**

Prior to the pandemic, Indiana's literacy rates **declined every year**, with the exception of one (2014 to 2015).

The pandemic exacerbated this literacy crisis, and in response, Indiana has made **historic investments in helping more students learn to read**.

Literacy rates have now increased for **three consecutive years**; 2024 represents the state's **largest-ever single-year increase**.



STATEWIDE IREAD RESULTS **KEY TAKEAWAYS** CONTINUED



Specific student populations are seeing improved growth. Literacy rates for Black students, students in special education, and students receiving free/reduced price meals have increased for three consecutive years.

Black students:

- 3.2 percentage point increase from 2023 to 2024
- 6.6 percentage point increase from 2021 to 2024

Students in special education:

- 2.2 percentage point increase from 2023 to 2024
- 4.7 percentage point increase from 2021 to 2024

STATEWIDE IREAD RESULTS **KEY TAKEAWAYS** CONTINUED

Students receiving free/reduced price meals

- 1.8 percentage point increase from 2023 to 2024
- 3.4 percentage point increase from 2021 to 2024

Hispanic students and English learners both saw decreases in literacy rates (0.3 and 0.4 percentage points respectively) in 2024. Additional, targeted reading support is still needed.



PROGRESS TOWARDS **INDIANA'S 95% GOAL**

277
SCHOOLS

had an IREAD passage rate of **95% or higher**.

This is an increase of **35 schools** from last year.

20%

of participating Indiana elementary schools achieved a proficiency rate of **95% or higher**.

IREAD at Grade Two Opt-In: Year 3

IREAD AT GRADE TWO: “ON TRACK” INDICATOR

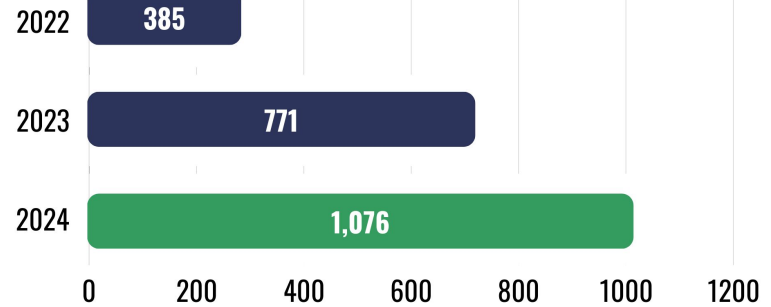
Students who PASS

Not Required to Test Again

Students who DO NOT PASS

On-Track or At-Risk Indicators provide valuable information about whether a student is on-track to read by the end of third grade.

School Opt-In: IREAD Testing in Grade Two



Proactively testing in second grade can inform continued collaboration between parents and teachers to ensure students receive the reading support they need.

I READ AT GRADE TWO

Results for Students Testing in Second Grade

Achievement Level	Year One: Spring 2022	Year Two: Spring 2023	Year Three: Spring 2024
Pass	44%	45%	43%
On Track	18%	17%	16%
At Risk	38%	38%	41%
Total Students Participating	20,199	45,936	68,768

IREAD AT GRADE TWO **KEY TAKEAWAYS**

Of the second grade students who participated in IREAD in 2024, **59% *passed* or are *on track*** to pass by the end of third grade.

Nearly 97% of second graders who were *On Track* last year **passed in 2024.**

With the help of this early indicator, **56% of second graders** who were *at risk* last year ***passed in 2024.***



EXPANDING IREAD AT GRADE TWO

An Earlier Measure of Reading Proficiency

- Beginning this school year, all second grade students will proactively participate in IREAD.
- This will allow for earlier intervention and support.
- Students will be able to participate in both the spring and summer retest (two opportunities prior to third grade).



Impact of Literacy Investments

COMPREHENSIVE EDUCATOR **TRAINING & SUPPORT**

The Indiana Literacy Cadre provides early elementary teachers with **embedded instructional coaching and support** *aligned with science of reading.*

Cohort 1 (2022)

41 schools

Through Cohort 2 (2023)

199 schools

Through Cohort 3 (2024)

489 schools

INDIANA
Literacy
Cadre

BY PARTICIPATING IN THE CADRE, SCHOOLS HAVE ACCESS TO:

- **Comprehensive support** for school leadership and teachers, including school-based literacy coaches to provide in-school training and coaching
- **Financial support** for a school-based literacy coach
- **Training support specialists** to provide onsite and virtual support for the literacy coach and school leadership and teachers
- **Five-day summer training** focused on aligning instruction with science of reading



A young girl with red hair and glasses is sitting at a desk, reading a book. She is wearing a blue shirt and has a focused expression. The background is a soft-focus indoor setting. In the top right corner, there are decorative diagonal lines in yellow and blue.

BY PARTICIPATING IN THE CADRE, SCHOOLS HAVE ACCESS TO:

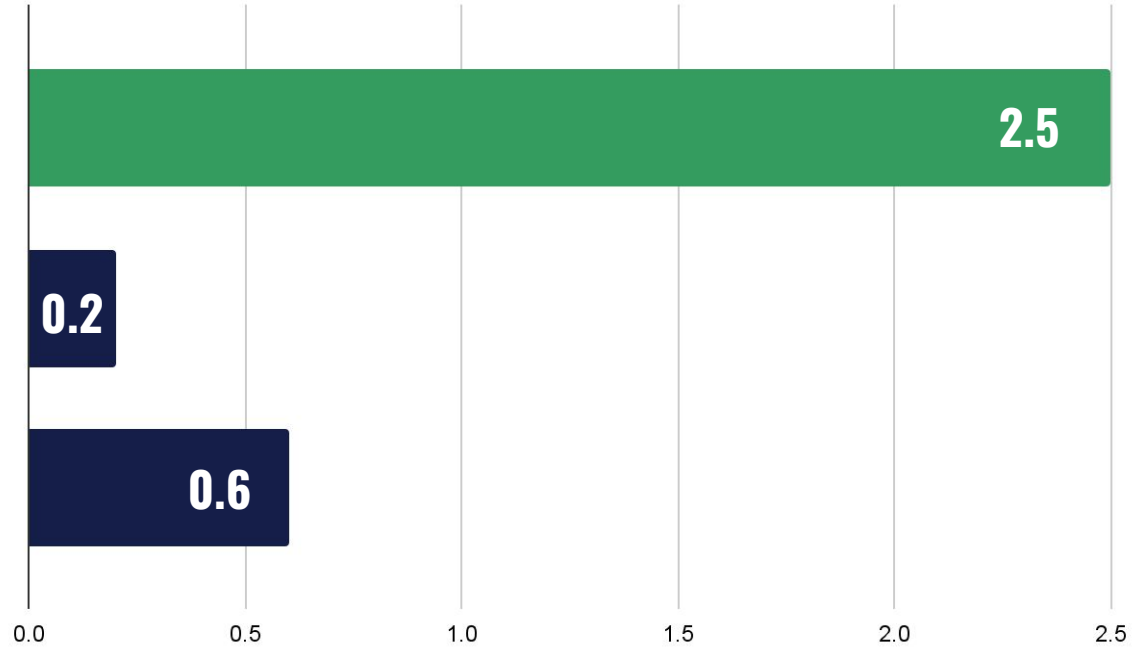
- **Implementation guidance and support** to help maximize the use of data to improve student outcomes
- **Free high-quality, supplemental curricular materials** aligned to science of reading
- **Collaboration network sessions** focused on sharing best practices from across the state
- **Additional training and support** to help with ongoing implementation

PERCENTAGE POINT INCREASE FROM 2023 TO 2024

Literacy Cadre Schools

Non-Literacy Cadre Schools

Statewide



CADRE SCHOOLS WITH THE HIGHEST GROWTH (2023 TO 2024)

1

Sand Creek Elementary School

32.5 percentage points

2

IN Math & Science Academy - North

29.4 percentage points

3

Adams Elementary School

24.5 percentage points

4

Pleasant Run Elementary School

21.5 percentage points

5

Banneker Elementary at Marquette

21.4 percentage points

6

Cold Spring School

20.5 percentage points

7

Milford Elementary School

20.0 percentage points

8

Snacks Crossing Elementary School

18.5 percentage points

9

Lakeside Elementary School

17.0 percentage points

10

Inspire Academy - A School of Inquiry

16.7 percentage points

LITERACY INVESTMENT IMPACT **KEY TAKEAWAYS**



Early indicators show that *what we are doing is working.*

Schools that opted-in to receive comprehensive teacher training and support through the Literacy Cadre had a **2.5 percentage point increase** in students passing IREAD. This is 2.3 percentage points higher than schools that did not participate in the cadre.

The overall growth for schools participating in the Literacy Cadre is **12.5x higher** than schools that did not participate in the Literacy Cadre.

To all of the **teachers**
who are **leaning in** to the science of reading and improving
reading outcomes...**THANK YOU** for all of your hard work and for
caring so much about **our students**.



Ensuring Students Can Read

SUPPORTING STUDENTS IN K-2

Per statute, IDOE is procuring a universal screener tool to best support elementary schools and students in greatest need.

Identifying K-2 students who are not on track to be proficient readers will allow us to:

- provide targeted support as early as possible,
- monitor the impact of that support, and
- adjust intervention strategies as necessary.



Procurement of a preferred universal screener provider is underway. A complete list of approved universal screeners, including the preferred universal screener, will be available by February 2025.



ILEARN THROUGH-YEAR ASSESSMENT FOR THIRD GRADE ELA

2024-2025: ILEARN Checkpoints Pilot with Adjusted Summative Blueprint

2025-2026

Checkpoint 1

Reading Foundations
Reading
Comprehension

Checkpoint 2

Reading Foundations
Reading
Comprehension

Checkpoint 3

Reading Foundations
Reading
Comprehension

**Shortened
Summative**

2023 IAS

Additional Opportunities to Demonstrate Mastery

**ILEARN Checkpoints provide additional data prior to IREAD administration;
66% of elementary schools have opted in!**

HIGH-QUALITY CURRICULAR MATERIALS

To support schools as they select science of reading-aligned curriculum, IDOE publishes an annual list of high-quality core curricular materials.

The current list for K-5 reading was published in February 2024. An expanded list, including grades K-8 will be published in 2025.

Per statute, schools below 70% passage on IREAD must adopt reading curriculum from this list.



FREE SUMMER **LEARNING OPPORTUNITIES**



Students who need additional support after taking IREAD have the opportunity to participate in a local summer reading course at no cost to families.



This course will be taught using science of reading strategies, which research shows is the most effective way to help a child learn to read.



PROVIDING TEACHERS WITH **TOOLS & SUPPORT**

Indiana's Early Literacy Endorsement is legislatively-required for:

- Future teachers (Applying for their first license after July 1, 2025) and
- Current PK-5 literacy teachers (Upon renewing their license on or after July 1, 2027)

Indiana's Partnership with Keys to Literacy

- To date, **nearly 2,600** teachers have completed this free PD opportunity.
- **Approximately 10,000** are currently enrolled.

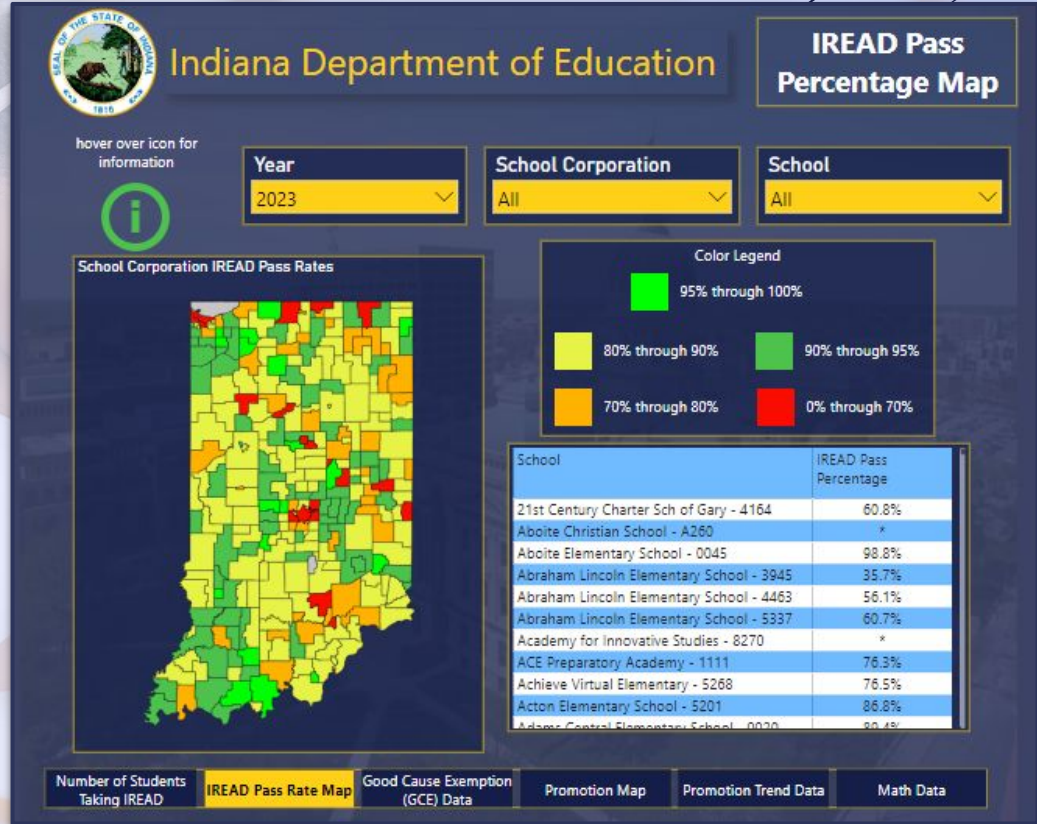


Additional, Ongoing Supports

INDIANA'S LITERACY DASHBOARD



**2023-2024 school year
data coming soon!**



HISTORIC LITERACY INVESTMENT

Announced August 2022

\$60 million from Lilly Endowment to IDOE +
\$26 million from IDOE (ESSER II) +
Up to \$25 million from Lilly Endowment to teacher prep programs
= **\$111 million combined investment**



Goal: Achieve a passage rate of **95%** on IREAD by 2027.



...Plus an additional \$60 million during the 2023 legislative session, increasing the state's historic literacy investment to over **\$170 MILLION!**



ON-DEMAND EDUCATOR TRAINING

The Science of Reading Modules provide 25-hours of online science of reading training for educators.

- **Over 5,800 educators** have completed this training to date, earning 25 Professional Growth Plan (PGP points).
- Eligible educators also received a **\$1,200 stipend** upon completion.

INCREASING ACCESS TO BOOKS IN THE HOME



The Dolly Parton Imagination Library provides every participating child from birth to age five with access to one free book per month.

- \$6 million investment - in collaboration with the Indiana State Library



INCENTIVIZING THE POSITIVE WORK HAPPENING IN SCHOOLS

The Literacy Achievement Grant awards stipends to teachers, instructional coaches, and other school staff responsible for the implementation and delivery of early literacy and reading instruction

- **\$10 million** allocated in each year of the biennium.
- **Formulaically determined**
 - Considers factors such as IREAD passage rates and growth and the school's overall at-risk student populations.





TUTORING GRANTS FOR INDIANA FAMILIES

Indiana Learns provides funding for **FAMILIES** for math and reading tutoring that occurs outside of the normal school day.

- Provides qualifying families **\$1,000 per child**.
- Over **20,000 students** have enrolled.
- Nearly **180,000 hours of tutoring** have been provided.





The Indiana Learning Lab is a one-stop-shop providing administrators, educators, and families with instructional resources, PD opportunities, and other best practices.

➤ Features new Literacy, Assessment, and Parent hubs

➤ Increase of nearly **64,000 users** in two years

6,000 users in 2021, nearly 70,000 today





THANK YOU!